

# eAcademy

Student Access

# eAcademy Home Page

http://ask-elearning.com/#/?\_k=6o0bsp

Schwarzkopf Professional | ASK eAcademy FOR HAIRDRESSERS

International | SIGN UP | LOGIN

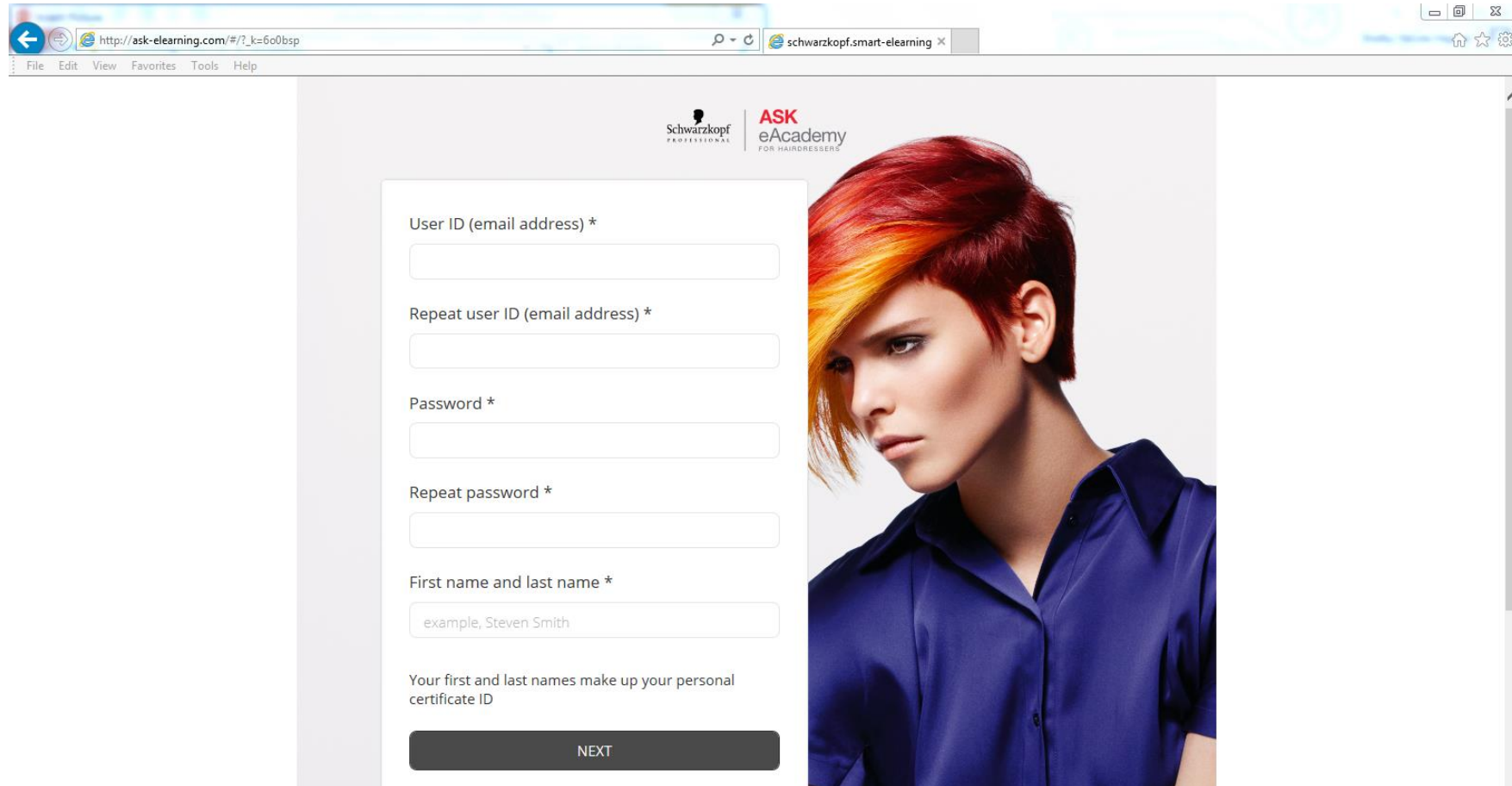
**COLOUR**

Imprint Contact

Together. A passion for hair

- Go to [www.ask-elearning.com](http://www.ask-elearning.com)
- If you have never used the site, click “REGISTER”
- If you already have an account, click “LOGIN”

# eAcademy – Registration



The image shows a browser window with the URL `http://ask-elearning.com/#/?_k=6o0bsp` and a tab titled `schwarzkopf.smart-elearning`. The page features the **Schwarzkopf PROFESSIONAL** and **ASK eAcademy FOR HAIRDRESSERS** logos. A registration form is displayed on the left, with a background image of a woman with red hair on the right.

**Schwarzkopf PROFESSIONAL** | **ASK eAcademy FOR HAIRDRESSERS**

User ID (email address) \*

Repeat user ID (email address) \*

Password \*

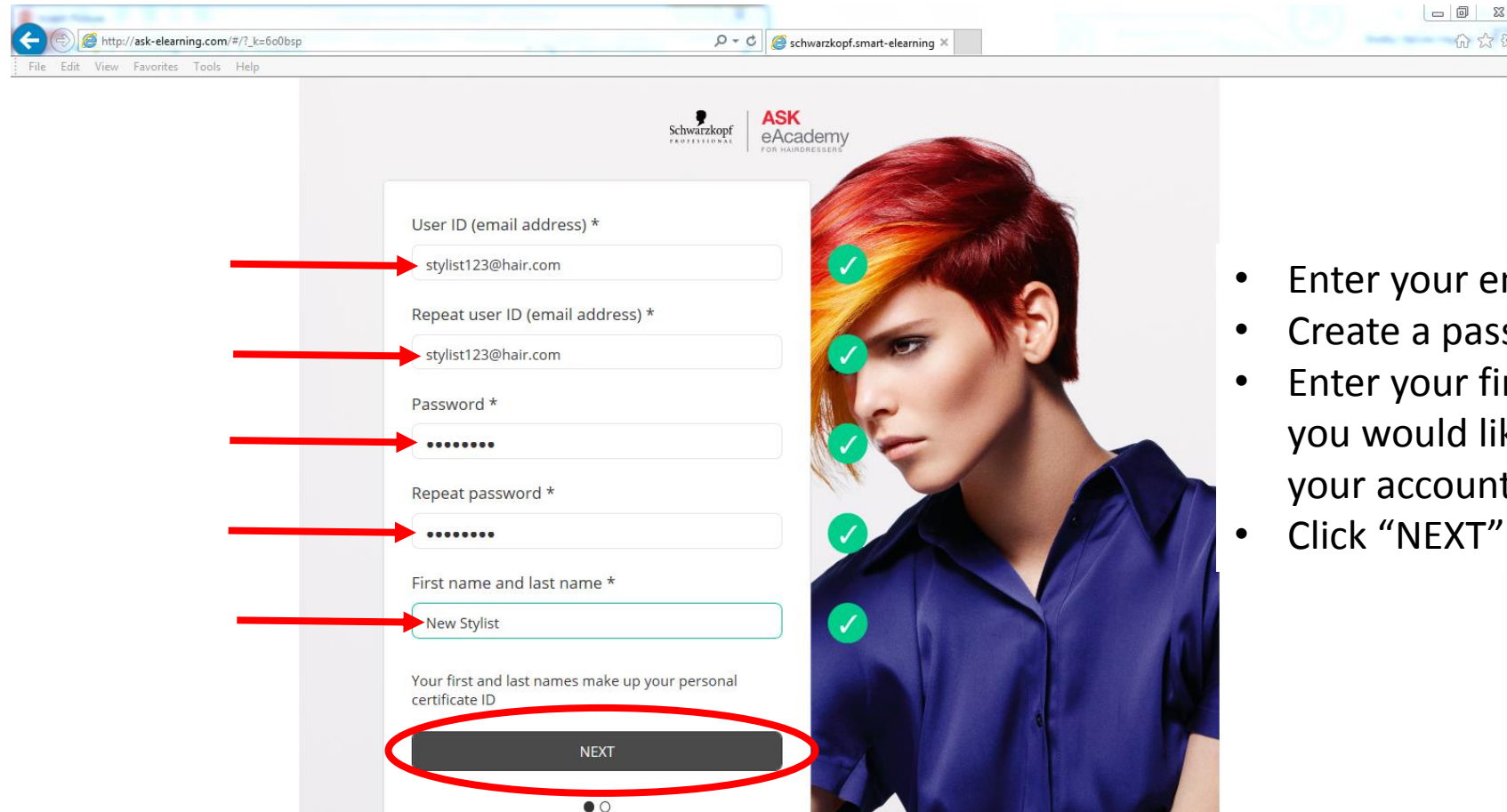
Repeat password \*

First name and last name \*

Your first and last names make up your personal certificate ID

**NEXT**

# eAcademy - Registration



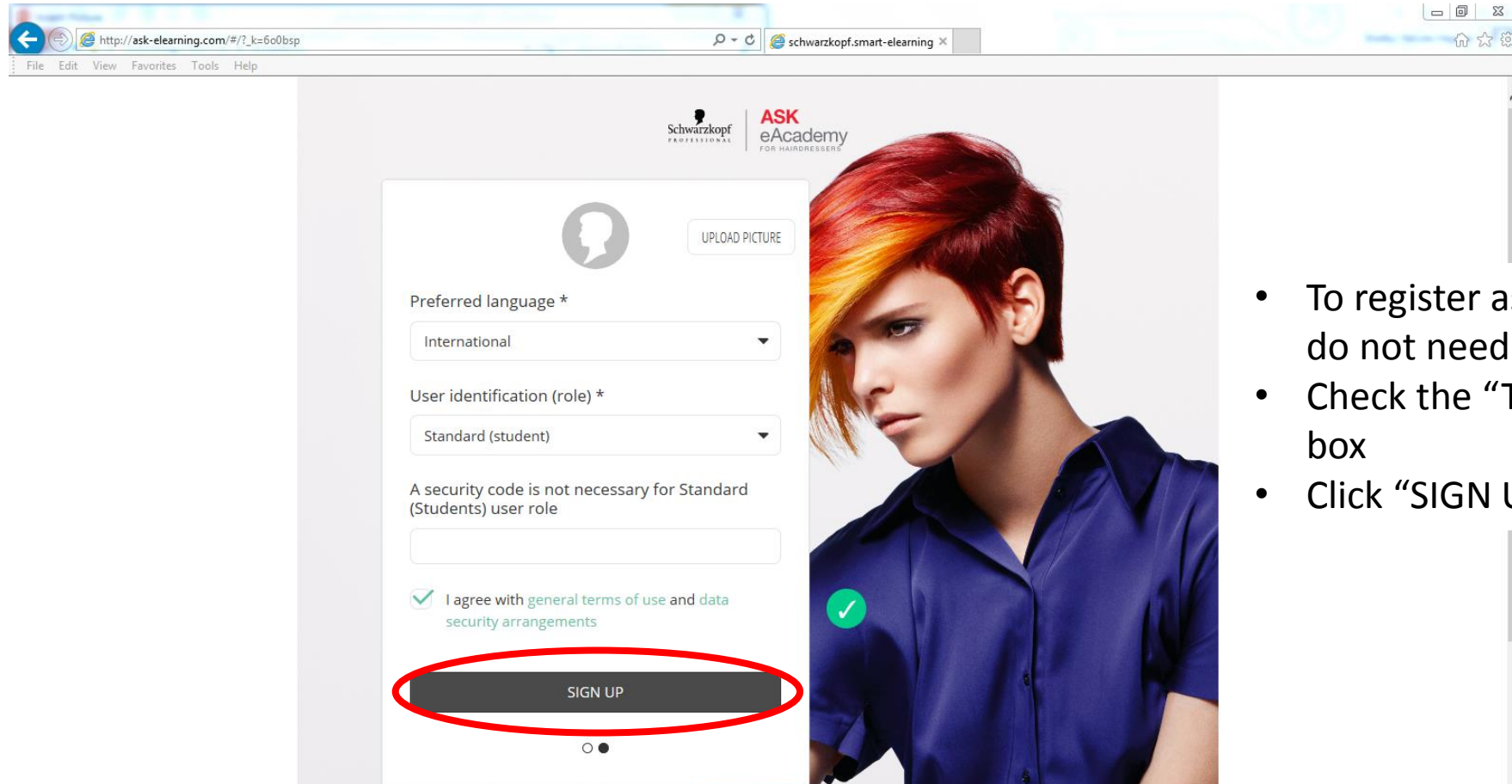
The screenshot shows a web browser window with the URL [http://ask-elearning.com/#/?\\_k=6o0bsp](http://ask-elearning.com/#/?_k=6o0bsp). The page features the Schwarzkopf Professional and ASK eAcademy logos. The registration form includes the following fields:

- User ID (email address) \*:  (indicated by a red arrow)
- Repeat user ID (email address) \*:  (indicated by a red arrow)
- Password \*:  (indicated by a red arrow)
- Repeat password \*:  (indicated by a red arrow)
- First name and last name \*:  (indicated by a red arrow)

Below the form, a note states: "Your first and last names make up your personal certificate ID". A dark grey button labeled "NEXT" is circled in red. To the right of the form, a woman with red hair is shown with green checkmarks next to her profile, indicating successful registration.

- Enter your email address
- Create a password
- Enter your first and last name as you would like for it to appear on your account
- Click "NEXT"

# eAcademy - Registration



The screenshot shows a web browser window with the URL [http://ask-elearning.com/#/?\\_k=6o0bsp](http://ask-elearning.com/#/?_k=6o0bsp). The page displays the ASK eAcademy logo and a registration form. The form includes a profile picture upload area, a dropdown for preferred language (set to International), a dropdown for user identification (role) (set to Standard (student)), a security code field (with a note that it is not necessary for Standard (Students) user role), and a checkbox for agreeing to terms and conditions. The "SIGN UP" button is highlighted with a red circle.

Schwarzkopf PROFESSIONAL | ASK eAcademy FOR HAIRDRESSERS

Profile picture:

Preferred language \*  
International

User identification (role) \*  
Standard (student)

A security code is not necessary for Standard (Students) user role

I agree with [general terms of use and data security arrangements](#)

- To register as a student, you do not need a security code.
- Check the “Terms of Use” box
- Click “SIGN UP”

# eAcademy – Log In

http://ask-elearning.com/#/?\_k=6o0bsp

schwarzkopf.smart-elearning

File Edit View Favorites Tools Help

Schwarzkopf PROFESSIONAL | ASK eAcademy FOR HAIRDRESSERS

User ID (email address) \*

shelby1824

Password \*

.....

Preferred language \*

International

[Forgot password?](#)

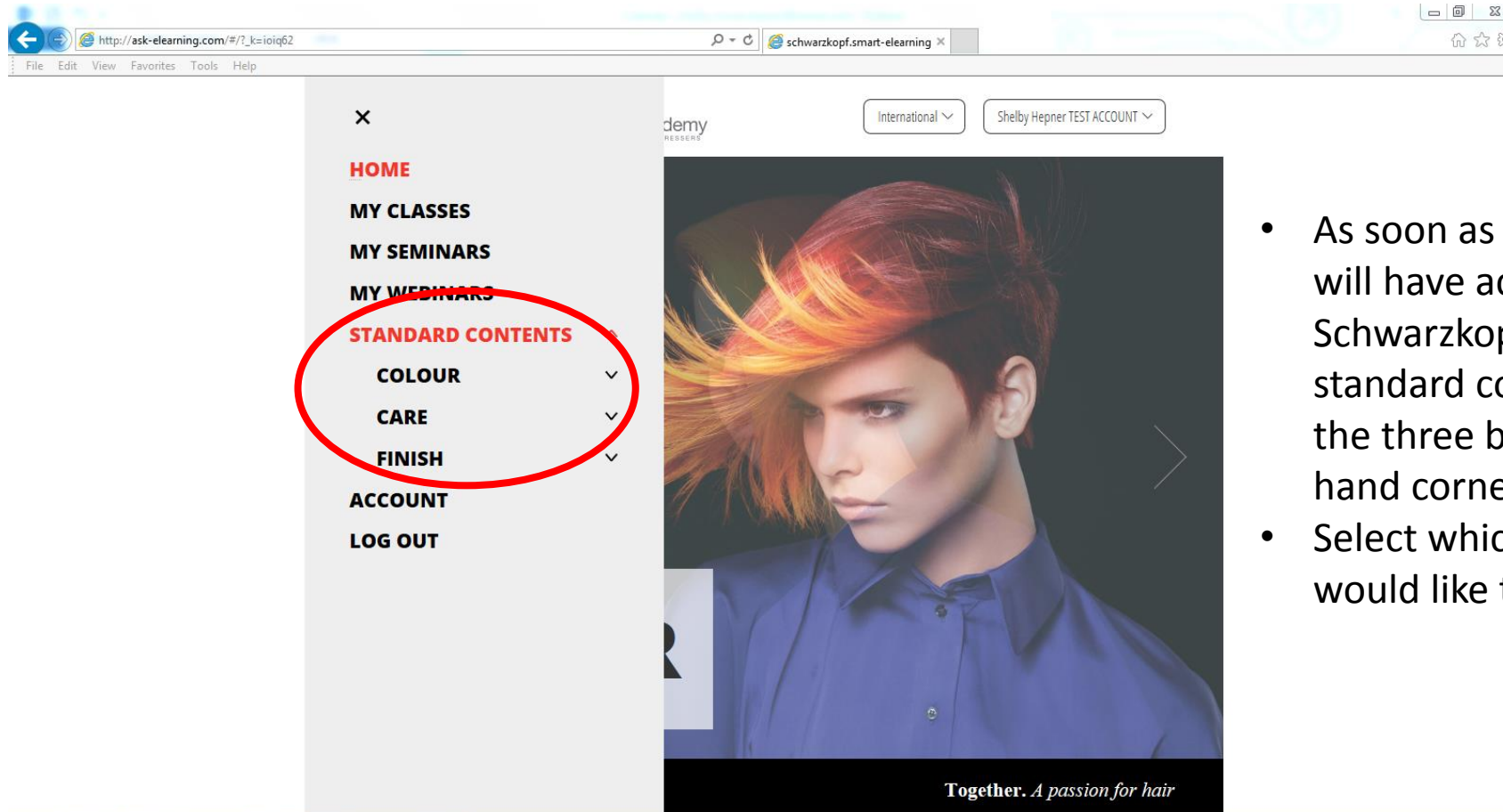
LOGIN

SIGN UP

CONTINUE WITHOUT PERSONAL DATA

- Once you have registered, clicking “LOGIN” on the home page will take you here.
- Enter your User ID
  - \*\* Your User ID is the prefix to your email address. \*\*
  - Ex. Your email is [stylist123@hair.com](mailto:stylist123@hair.com), your User ID is stylist123
- Enter password
- Click “LOGIN”

# eAcademy – Standard Content



The screenshot shows a web browser window with the URL [http://ask-elearning.com/#/?\\_k=ioiq62](http://ask-elearning.com/#/?_k=ioiq62). The page features a navigation menu on the left side with the following items: HOME, MY CLASSES, MY SEMINARS, MY WEBINARS, STANDARD CONTENTS (highlighted with a red circle), COLOUR, CARE, FINISH, ACCOUNT, and LOG OUT. The main content area displays a large image of a person with vibrant, multi-colored hair (red, orange, and yellow) blowing in the wind, wearing a blue shirt. The text 'Together. A passion for hair' is visible at the bottom of the image. The browser's address bar shows the URL and the page title 'Schwarzkopf Smart-Elearning'. The browser's menu bar includes File, Edit, View, Favorites, Tools, and Help. The browser's status bar shows the page title 'Schwarzkopf Smart-Elearning' and the page URL 'http://ask-elearning.com/#/?\_k=ioiq62'.

- As soon as you register, you will have access to all of Schwarzkopf Professional's standard content by clicking the three bars in the top left hand corner
- Select which category you would like to look at

# eAcademy – Standard Content

The screenshot shows a web browser window with the URL [http://ask-elearning.com/#/category/13?\\_k=pyft6v](http://ask-elearning.com/#/category/13?_k=pyft6v). The page content is as follows:

- COLOUR** (Large title)
- KNOWLEDGE** (Segment with a molecular structure image)
- PRODUCTS** (Segment with various hair color product tubes)
- VIDEO** (Segment with a person's hair being dyed, including sub-items: **UNIFORM COLOURS** and **MULTITONE COLOURS**)
- TESTS** (Segment with a person's hair, partially visible)

Red arrows in the image point to the KNOWLEDGE, PRODUCTS, and VIDEO segments.

- In each segment, you will find several options.
  - Knowledge, Products, Videos and Tests



# eAcademy – Standard Content

The screenshot shows a web browser window with the URL [http://ask-elearning.com/#/category/13/34?\\_k=zdkits](http://ask-elearning.com/#/category/13/34?_k=zdkits). The page header includes the Schwarzkopf Professional and ASK eAcademy logos, along with navigation options for 'International' and 'Shelby Hepner TEST ACCOUNT'. The main heading is 'COLOUR KNOWLEDGE'. Below this is a large image of red and blue spheres. Three red arrows point from this image to three video thumbnails: 'FOUNDATION COLOUR', 'FOUNDATION CONSULTATION TOOL', and 'ESSENTIAL COLOUR CORRECTION'. Each thumbnail has a green play button icon.

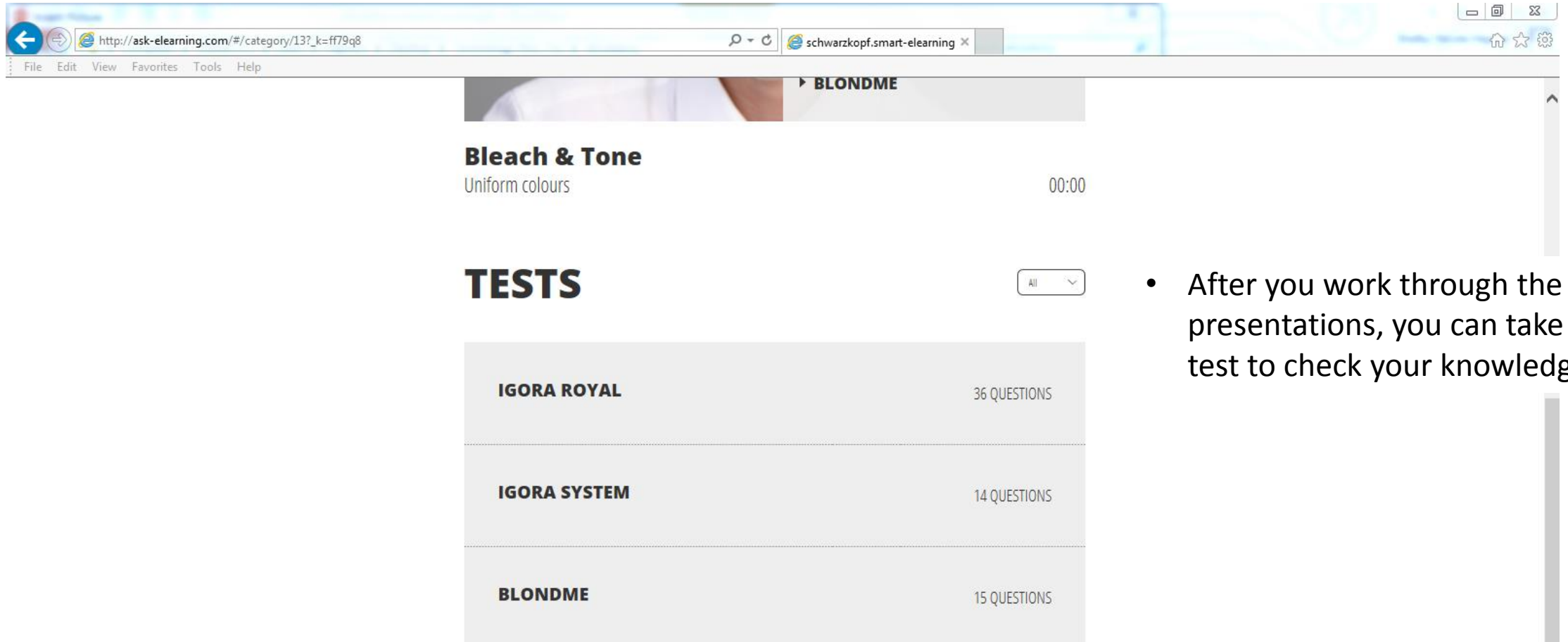
- In each segment, there are several presentations for you to view

# eAcademy – Standard Content

The screenshot shows a web browser window displaying an eAcademy presentation. The browser's address bar shows the URL [http://ask-elearning.com/#/play/presentation/2084/1?\\_k=dbewaz](http://ask-elearning.com/#/play/presentation/2084/1?_k=dbewaz). The page header includes the ASK eAcademy logo, a language dropdown set to 'International', and a user account dropdown for 'Shelby Hepner TEST ACCOUNT'. The main content area features a large image of a person's hair with the text 'Essential Colour Correction' overlaid. Below the main image is a slide navigation bar with five thumbnails. At the bottom of the slide navigation bar, a set of control icons is circled in red, including a back arrow, a play button, a refresh/circular arrow icon, a forward arrow, a volume icon, and a full-screen icon. A 'HIDE SLIDES' button is located to the left of these controls. The page number '1/11' is visible in the bottom right corner.

- In each presentation, you can work through the information at your own pace, or have it read to you
- All the controls for the slides are at the bottom of the screen

# eAcademy – Standard Content



The screenshot shows a web browser window with the URL [http://ask-elearning.com/#/category/13?\\_k=ff79q8](http://ask-elearning.com/#/category/13?_k=ff79q8). The page content includes a video player for a presentation titled "Bleach & Tone" with the subtitle "Uniform colours" and a duration of 00:00. Below the video is a "TESTS" section with a dropdown menu set to "All". The tests listed are:

Test Name	Number of Questions
IGORA ROYAL	36 QUESTIONS
IGORA SYSTEM	14 QUESTIONS
BLONDME	15 QUESTIONS

- After you work through the presentations, you can take a test to check your knowledge

# eAcademy – Standard Content

http://ask-elearning.com/#/play/quiz/687/2?\_k=yprstw

schwarzkopf.smart-elearning

File Edit View Favorites Tools Help

Schwarzkopf PROFESSIONALS ASK eAcademy FOR HAIRDRESSERS

International Shelby Hegner TEST ACCOUNT

**TESTS**  
**IGORA ROYAL**

When should 3% Oil Developer be used? Please mark the wrong statement!

2:36

1 For colouring darker










2 For pastel colouring

3 For tone-on-tone colouring

CANCEL CONFIRM ANSWER

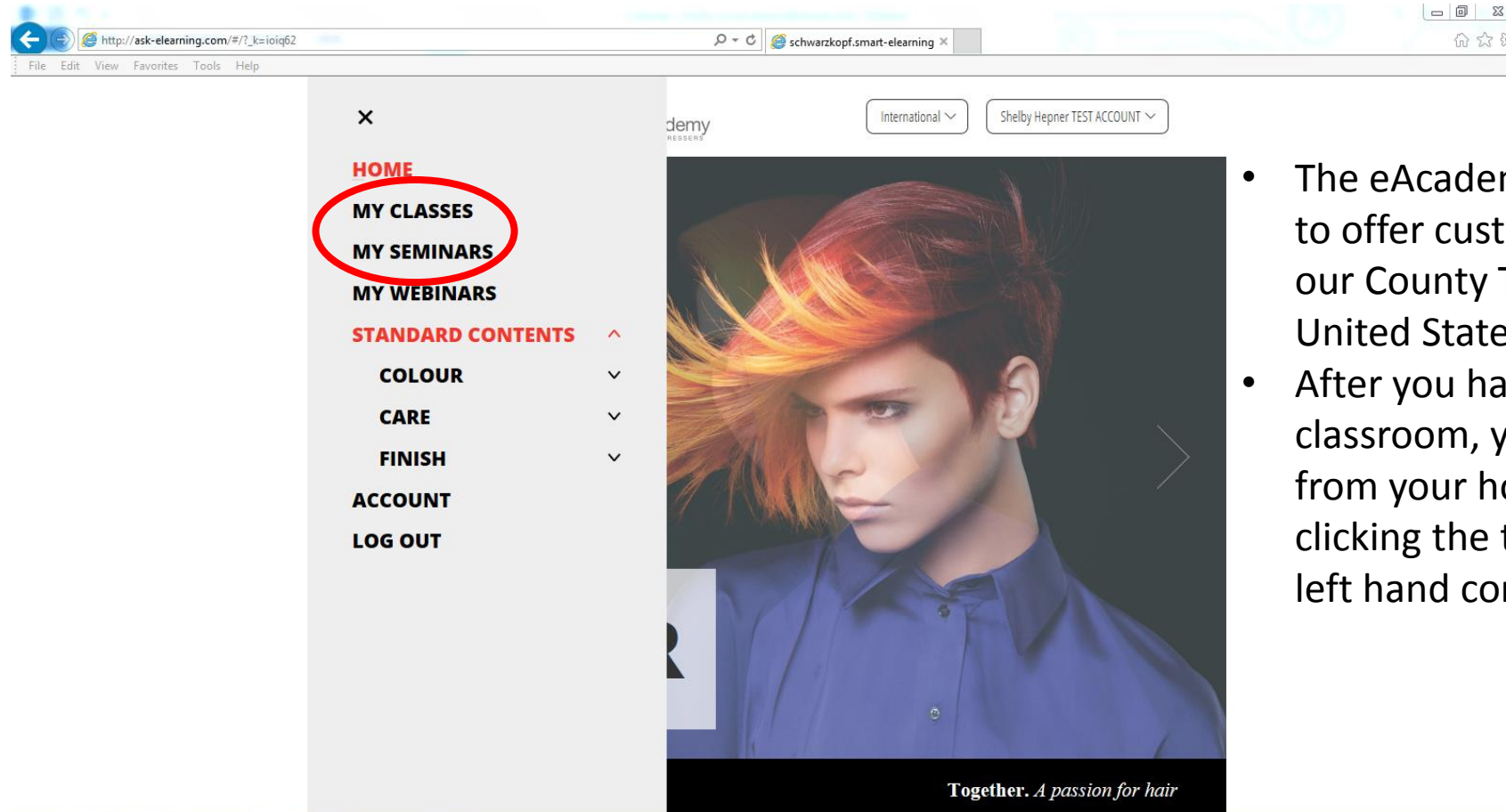
- When working through the tests,
  - The site will read you the question
  - You select your answer
  - Click “CONFIRM ANSWER”
  - The site will tell you if the answer is correct or incorrect

# eAcademy – Standard Content

<b>IGORA SYSTEM</b> COMPLETED: JUL 27, 2016	SCORE: 100% GRADE: EXCELLENT	 
<b>BLONDME</b> COMPLETED: JUL 27, 2016	SCORE: 93% GRADE: EXCELLENT	 
<b>ESSENSITY</b> COMPLETED: –	SCORE: – GRADE: –	 
<b>FOUNDATION COLOUR</b> COMPLETED: JUL 27, 2016	SCORE: 100% GRADE: EXCELLENT	 
<b>FIBREPLEX</b> COMPLETED: –	SCORE: – GRADE: –	

- As you complete each test, you will see your score appear next to the test title
- You will also receive a certificate for each passing test. To access the certificate, click the graduation ribbon to the right of the test score

# eAcademy – Custom Classrooms



The screenshot shows a web browser window with the URL [http://ask-elearning.com/#/?\\_k=ioiq62](http://ask-elearning.com/#/?_k=ioiq62). The page features a navigation menu on the left side with the following items: HOME, MY CLASSES (circled in red), MY SEMINARS, MY WEBINARS, STANDARD CONTENTS (with an upward arrow), COLOUR (with a downward arrow), CARE (with a downward arrow), FINISH (with a downward arrow), ACCOUNT, and LOG OUT. The main content area displays a large image of a person with vibrant, multi-colored hair (red, orange, and yellow) blowing in the wind, wearing a blue shirt. The text 'Together. A passion for hair' is visible at the bottom of the image. The browser's address bar shows the URL and the page title 'schwarzkopf.smart-elearning'. The browser's menu bar includes File, Edit, View, Favorites, Tools, and Help.

- The eAcademy also has the ability to offer customized classes from our County Trainers all of the United States.
- After you have been invited to a classroom, you can access those from your homepage as well by clicking the three bars at the top left hand corner of the page

# eAcademy – Custom Classrooms

The screenshot shows the ASK eAcademy website interface. At the top, there is a navigation bar with the ASK eAcademy logo, a hamburger menu, and user account information including 'International' and 'Shelby Hepner TEST ACCOUNT'. The main heading is 'MY CLASSES' in large red letters. Below this, a user profile for 'TESTING CLASSROOM' by Shelby Hepner is displayed, showing '13 Presentations' and '0 Webinars'. A red circle highlights the 'ENTER CLASS' button. At the bottom, there is a grid of links organized into three columns: CATEGORIES (COLOUR, CARE, FINISH), ACCOUNT (VIEW PROFILE, MY CLASSES), and INFO (CONTACT, IMPRINT, TERMS OF USE, PRIVACY POLICY, NOTE FOR US RESIDENTS, WWW.HENKEL.COM, REQUIREMENTS, TECHNOLOGY). A black footer bar at the bottom contains the slogan 'Together. A passion for hair'.

- Once you select “MY CLASSES” from your home page, you will see a list of the classrooms you have been invited to.
- Click “ENTER CLASS” to see the seminars for that classroom

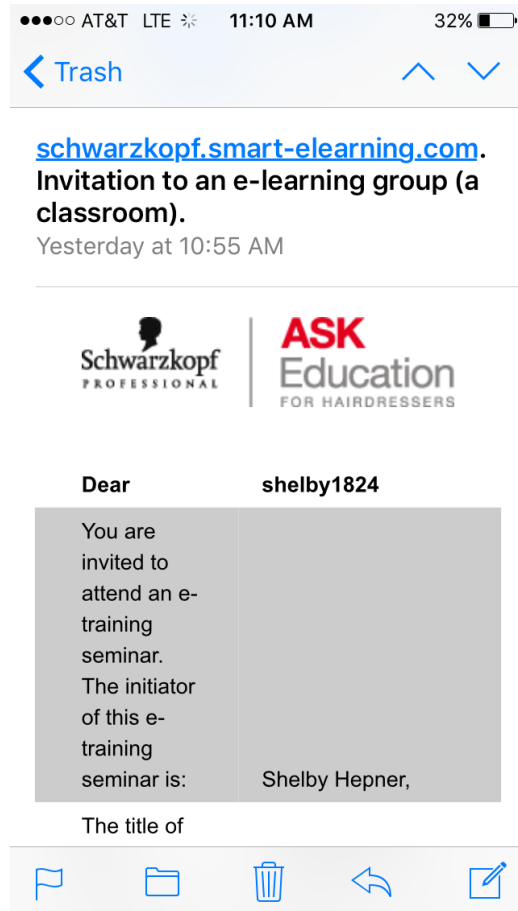
# eAcademy – Custom Classrooms

The screenshot shows a web browser window with the URL [http://ask-elearning.com/#/class/875?\\_k=zj5834](http://ask-elearning.com/#/class/875?_k=zj5834). The page header includes the Schwarzkopf Professional and ASK eAcademy logos, a navigation menu, and user information for 'Shelby Hepner TEST ACCOUNT'. The main content area is titled 'MY CLASSES' and 'Shelby Hepner: Testing Classroom', showing '13 Presentations' and '0 Webinars'. A 'PRESENTATIONS' tab is active, displaying a grid of presentation cards. Each card features a product image and a colored circle indicating its status: red (not started), yellow (in progress), or green (completed). The visible presentations include IGORA VIBRANCE AN D IGORA VIBRANCE G T., IGORA VARIO BLOND LI GHTENERS, IGORA ROYAL: TRUE C OLOR IN HIGH DEFINI T., BC BONACURE: THE U LITMATE IN HAIR PER T., OSIS+ MADE TO CREATE, and OSIS+ SESSION LABEL.

- Next to the title of each presentation, you will see a colored circle
  - Red=you haven't started that presentation
  - Yellow=you have started but not completed the presentation
  - Green=you have completed the presentation



# eAcademy – Custom Classrooms



- Once you have completed all the custom seminars in the classroom, keep an eye on your email
- When the Country Trainer adds new classes, you will be alerted through email