

# KERATINCOMPLEX®

*Beautiful hair every day*

## Quick Guide



# EBO

## Express Blow Out® Smoothing Treatment

This color-locking speedy smoothing solution is an express service that delivers polished, more manageable hair in just one hour, with results that last up to 6 weeks.

### Why We ♥ it

- Eliminates frizz
- Unique 1-hour or less treatment
- Profitable color-locking service add-on
- Powered by our Signature Keratin for stronger, healthier hair
- Delivers radiant shine
- Perfect for quick spot treatments, bangs or problem areas
- Cuts daily styling time and makes blow-dry time faster and easier
- Hair can be shampooed just 8 hours after treatment
- Cumulative results
- Results last up to 6 weeks



Before



After



Get social with us and share your before and after transformations  
#KERATINCOMPLEX #ExpressBlowOut



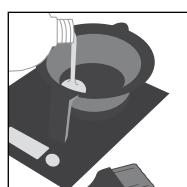
## Client Consultation ▶ A proper client consultation sets you and your client up for success.

1. Assess hair:
  - Texture, porosity and condition
  - Chemical-processing history
  - Client's lifestyle and medical history
2. Assess the client's post-treatment expectations.
3. Review post-treatment and at-home maintenance.
4. Quote price based on hair's length, texture and condition.
5. Perform a patch test.

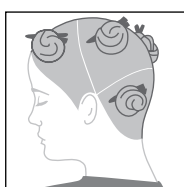


**1 oz. per application based on texture, porosity and condition of hair.**

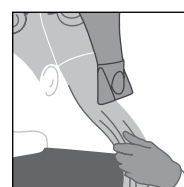
## Instructions



1. Shake, measure and pour treatment into a bowl. Aerate 10-15 minutes.



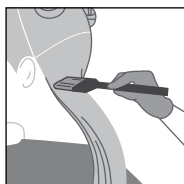
4. Gloves should be worn. Divide hair into six sections.



7. Divide hair into six sections. Blow-dry 80% with fingers.



2. Shampoo hair twice with Keratin Complex Clarify Shampoo.



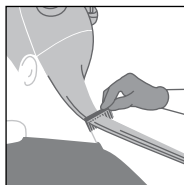
5. Starting at the nape of the neck, part the hair into 1- to 2-inch (2.5 to 5 cm) subsections. Apply treatment evenly, beginning ¼-inch (.6 cm) away from the scalp through to the ends.



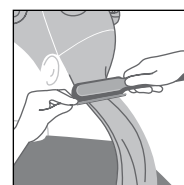
8. Blow-dry 100% using a vent brush. Divide hair into six sections.



3. Towel-dry hair well.



6. Continue combing to ensure even distribution, avoiding oversaturation.



9. Flat iron 1- to 2-inch (2.5 to 5 cm) subsections, following the flat iron guide. ▼

## Flat Iron Guide

Always use professional judgment when selecting a flat iron temperature. The temperature should be adjusted based on the client's hair type and chemical processing history.

### FLAT IRON GUIDE

#### TEMPERATURE RANGE

380°- 400° F (193°- 204° C)

#### NUMBER OF PASSES

2 - 4 times from base to end

### 15 Minute Add-On Service: Lock in Color & Smooth

When finished with application and processing time of any coloring service, shampoo once with any Keratin Complex Shampoo to remove color. Rinse completely. Next, lightly shampoo once with Keratin Complex Clarify Shampoo. Avoid scrubbing the hair. Towel-dry hair well. Continue with the application, iron, and aftercare steps of the EBO. The 15-minute add-on service refers to the application and finishing of the treatment when added to any color service.

**Aftercare** the client should not get the hair wet or use traditional shampoo for a minimum of 8 hours. If the hair gets wet, instruct the client to blow-dry and lightly go over hair with a flat iron on low heat. The client should not use pins, clips, ponytail holders or glasses to hold or pull the hair back during this period. After the 8-hour period, regular use of Keratin Complex shampoos, conditioners and styling products will help to maintain the longevity of the treatment.