

KERATIN COMPLEX®

Quick Guide



NKST


Natural Keratin Smoothing Treatment

Client Consultation

1. Assess hair:
 - Texture, porosity and condition
 - Chemical history
 - Client's lifestyle and medical history
2. Evaluate degree of curl and discuss desired curl removal.
Refer to the Curl Level Chart to help determine the client's degree of curl on a scale of 1 (straight) to 10 (very curly).
3. Assess the client's post-treatment expectations.
4. Review post-treatment and at-home maintenance protocol.
5. Quote price based on length, texture and condition.
6. Perform a patch test.

Curl Level Chart

Scale of 1 (straight) to 10 (very curly)



Continue on reverse >



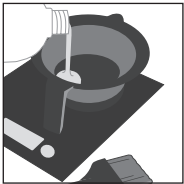
NKST

Natural Keratin Smoothing Treatment

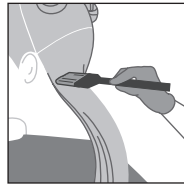
KERATIN COMPLEX®

Quick Guide

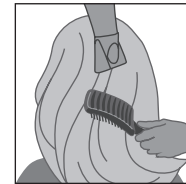
Instructions



1. Shake, measure and pour treatment into a bowl. Aerate 10-15 minutes.



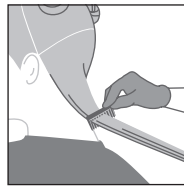
5. Apply treatment evenly, beginning ¼-inch/.6 cm away from the scalp.



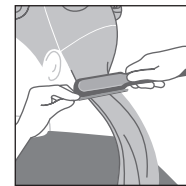
9. Blow-dry 100% using a brush. Divide hair into six sections.



2. Shampoo hair twice with Keratin Complex Clarifying Shampoo.



6. Comb through to remove excess treatment.



10. Flat iron 1/8-inch/.3 cm subsections, following the guide.



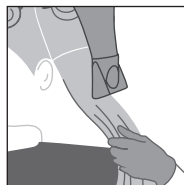
3. Blow-dry hair 100% with fingers.



7. Cover with a plastic cap. Allow treatment to absorb for 30 minutes.



4. Divide hair into six sections.



8. Divide hair into six sections. Blow-dry 80% with fingers.

Flat Iron Guide

Always use professional judgment when selecting a flat iron temperature. The temperature should be adjusted based on the client's hair type and chemical processing history.

FLAT IRON GUIDE

TEMPERATURE RANGE

NKST: 380°-400° F (193°-204° C)

NKST Blonde: 360°-380° F (182°-193° C)

NUMBER OF PASSES

Fine to medium hair: 7-10 times from base to end

Coarse, virgin or resistant hair: 10-12 times from base to end

Aftercare

The client should not get the hair wet or use traditional shampoo for a minimum of 72 hours. If the hair gets wet, instruct the client to blow-dry and lightly go over hair with a flat iron on low heat. The client should not use pins, clips, ponytail holders or glasses to hold or pull the hair back during this period. After the 72-hour period, regular use of Keratin Complex shampoos, conditioners and styling products will help to maintain the longevity of the treatment.

